



**To arrange a viewing contact us
today on 01268 777400**



Cherry Tree Court Pound Lane Central, Basildon Guide price £75 000

Aspire Estate Agents Basildon are proud to present this beautifully presented top-floor two-bedroom apartment, available at 25% shared ownership – the perfect opportunity for first-time buyers to get onto the property ladder in style.

Located within the popular Cherry Tree Court development (SS15), this modern apartment offers a sleek, spacious layout, two allocated parking spaces, and over 900 years remaining on the lease, making it both a smart and secure long-term investment.

Accommodation

Step inside to a bright and welcoming entrance hall, leading through to all main rooms.

The open-plan lounge/kitchen/diner is the heart of the home — a stylish and versatile L-shaped living space featuring wooden-style flooring, spotlights, and multiple double-glazed windows including a charming bay window that floods the room with natural light. The modern fitted kitchen includes an integrated oven, electric hob with extractor, sink drainer, wall and base units, and a central island ideal for casual dining or entertaining guests.

The apartment offers two well-proportioned bedrooms, including a spacious master with built-in wardrobe space. A contemporary family bathroom features a panel bath with shower attachment, vanity sink unit, and low-level W.C.

A separate utility room provides space for laundry appliances and additional storage — a rare and practical feature in apartments of this style.

Externally

Residents benefit from two allocated parking spaces, as well as access to a communal garden area — perfect for relaxing outdoors without the maintenance of a private garden.

Location

Perfectly situated in a well-connected area of Basildon, Cherry Tree Court offers easy access to:

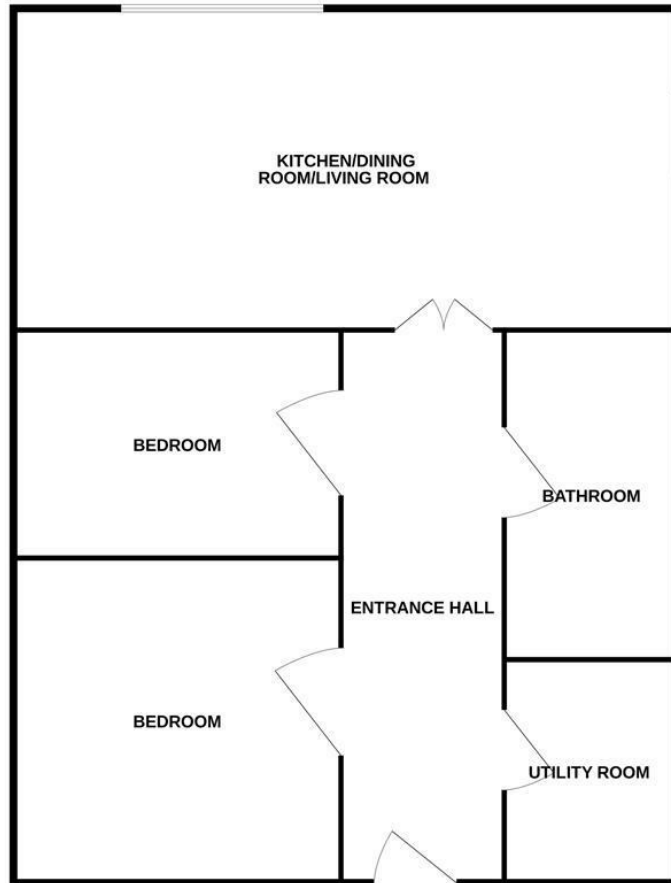
Laindon & Basildon Stations — ideal for commuting to London Fenchurch Street

A127 & M25 — excellent road links for commuters

Local amenities including shops, cafes, and supermarkets

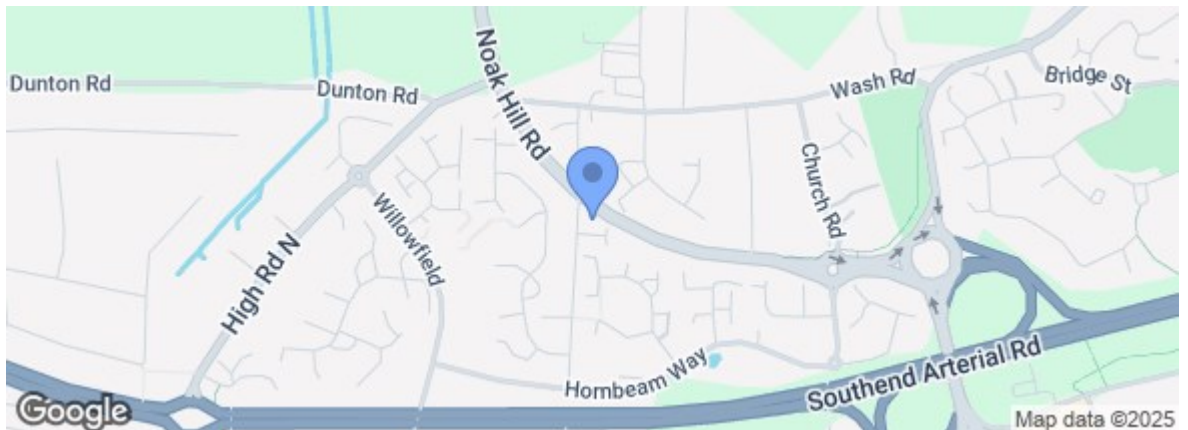
Highly regarded schools and green open spaces

GROUND FLOOR



Whilst every attempt has been made to ensure the accuracy of the floorplan contained here, measurements of doors, windows, rooms and any other items are approximate and no responsibility is taken for any error, omission or mis-statement. This plan is for illustrative purposes only and should be used as such by any prospective purchaser. The services, systems and appliances shown have not been tested and no guarantee as to their operability or efficiency can be given.
Made with Metropix i2025

Energy Efficiency Rating		Current	Potential
Very energy efficient - lower running costs			
(92 plus) A		84	84
(81-91) B			
(69-80) C			
(55-68) D			
(39-54) E			
(21-38) F			
(1-20) G			
Not energy efficient - higher running costs			
England & Wales		EU Directive 2002/91/EC	
Environmental Impact (CO ₂) Rating		Current	Potential
Very environmentally friendly - lower CO ₂ emissions			
(92 plus) A			
(81-91) B			
(69-80) C			
(55-68) D			
(39-54) E			
(21-38) F			
(1-20) G			
Not environmentally friendly - higher CO ₂ emissions			
England & Wales		EU Directive 2002/91/EC	



Under the Property Misdescriptions Act 1991 we make every effort to ensure our sales details are accurate but they are a general outline and do not constitute any part of an offer or contract. Any services, equipment and fittings have not been tested and no warranty can be given as to their condition. We strongly recommend that all the information provided be verified by your advisors and in particular, measurements required for a specific purpose such as fitted furniture or carpets. Please tell us if you have any problems and members of our branches will help either over the phone or in person. A copy of our complaints procedure is available on request. The details are issued on the strict understanding that any negotiations in respect of the property named herein are conducted through Aspire Estate Agents.